

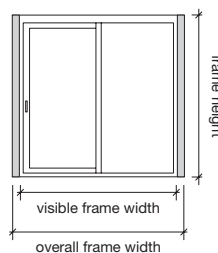
# 211 Sliding DOOR



With a frameless fixed panel for a greater connection to outside, the 211 Sliding Door features a solid wood interior with thermally-improved aluminium construction. For inside-outside living without the compromises, the 211 incorporates built-in screens and shades to control insects, sunlight and privacy.

The shades also enhance the thermal properties of the door. When drawn across the opening, independent tests show a blackout shade improves the Uw value by 17%.

<b>Overall frame width</b>	1744 - 4535mm
<b>Visible frame width</b>	1524 - 4315mm
<b>Frame height</b>	1987 - 2884mm
<b>Loading</b>	bottom



*With a frameless fixed panel and built-in screens/shades*

centor®



#### Aluminium exterior

Available in a range of standard or custom RAL colours, with heat reflective paint on request



#### Wood interior

A solid European oak facing is 10mm thick, in finished and unfinished options



#### Screens & shades

Built-in insect screens and shades available in single or combination configurations



## TECHNICAL BENEFITS

- Impressive 75mm diameter stainless steel wheels are precision ground while stainless steel bearings ensure smooth operation
- Wheels run on a solid 32.5 x 6mm stainless steel track with a precision ground crown for durability
- Fitted with a 3-star Euro profile cylinder, available with a high security keyway
- On the interior a snib and/or key can be used to lock the door
- Two magnetic bolts extend into the door stile when the panel is closed, engaging with the lock for added security
- Screens and shades are accessible for service or replacement
- The panel can be aligned easily by adjusting both ends +/- 5mm with an 8mm Allen key.



## PANEL CONFIGURATIONS

### Symmetrical

Specify for a greater flow between inside and out, with equal width fixed and sliding panels.



### Asymmetrical

Specify panels as asymmetrical for a greater area of uninterrupted glass.



## SCREEN & SHADE CONFIGURATIONS

### Single

211 Sliding doors can be fitted with a single insect screen that only covers the open area of the door, or a single shade that extends across the entire door.



### Combination

Fit a 211 Sliding door with both an insect screen and a shade, the screen covers only the open area of the door while the shade extends across the entire opening.



Concealed hardware and screens contribute to a sleek, contemporary look that also sets Centor Doors apart.



With simple planning ahead of construction, the frame is built into the wall for a flush finish.



The handle acts a stop for the insect screen, ensuring that the mesh only covers the open area of the door.



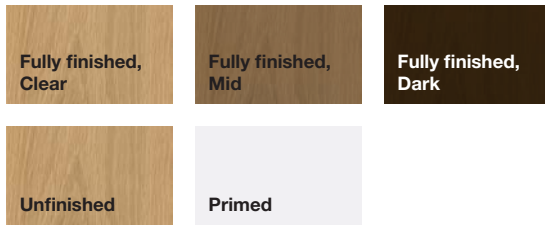
Whether open or closed, the sliding panel aligns with the mullion for a seamless flow between inside and out.



The 211 features a 10mm thick furniture-grade oak lining on the internal face of the door.

## WOOD INTERIOR

European Oak is sourced from managed forests and is available in a range of finished and unfinished options.



## ALUMINIUM EXTERIOR

The durable aluminium exterior is powder-coated in a colour from the Standard range below or specify other colours from the RAL chart.


Sills are either painted to match the frame and panels or anodised in Natural finish.




## SHADES

Luxury fabrics for shades are available in a range of colours and textures in either light-filtering or blackout options.

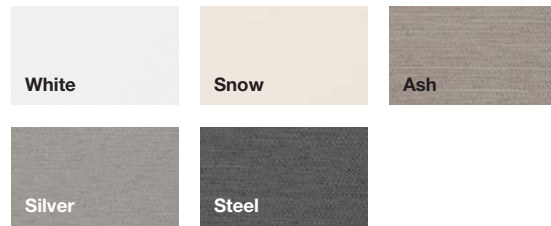
### Boston



### Tuscany



### Mercury



#### Light-filtering

Manages glare and provides privacy during the day while still letting light through.



#### Blockout

Provides complete darkness. Perfect for bedrooms and media rooms.

## INSECT SCREENS


Insect mesh is available in two different weave styles to suit varying environmental requirements.

### Standard weave



Openness: 46%

### Tight weave



Openness: 37%